

SCISSOR SKILL PRACTICE PRINTABLE

Copyright © 2022, Heather Greutman - Growing Hands-On Kids, LLC

www.growinghandsonkids.com

This free printable comes with an educational license. This means you may distribute this printable to families or educators that you work with directly via email or private file-sharing software such as Google Classroom or in a telehealth setting.

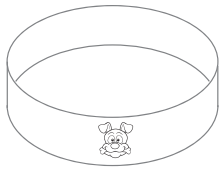
You may NOT share this file in a public sharing folder or website that anyone can access. You may also not resell this product in any way.

You may not use reproduce or redistribute this file for commercial use in any way.



All activities are designed to be completed with adult supervision. Please use your judgment when setting up these activities for your child and do not provide items that could pose a choking hazard for young children. Never leave a child unattended when completing any of these activities. Please also be aware of all age recommendations on the products you are using with your child. The author is not liable for any injury caused to your child while completing any of these activities.

This printable was created by Bunty McDougall of [The Happy Handwriter](#)





RH's start cutting on the side of the bone. LH's start cutting on the side of the dog. Make the paper strip into a ring.



Slice the page into three before cutting out the dogs. RH's cut to *their* scissor side – the right hand side of the circle. LH's cut to *their* scissor side – the left hand side of the circle.

